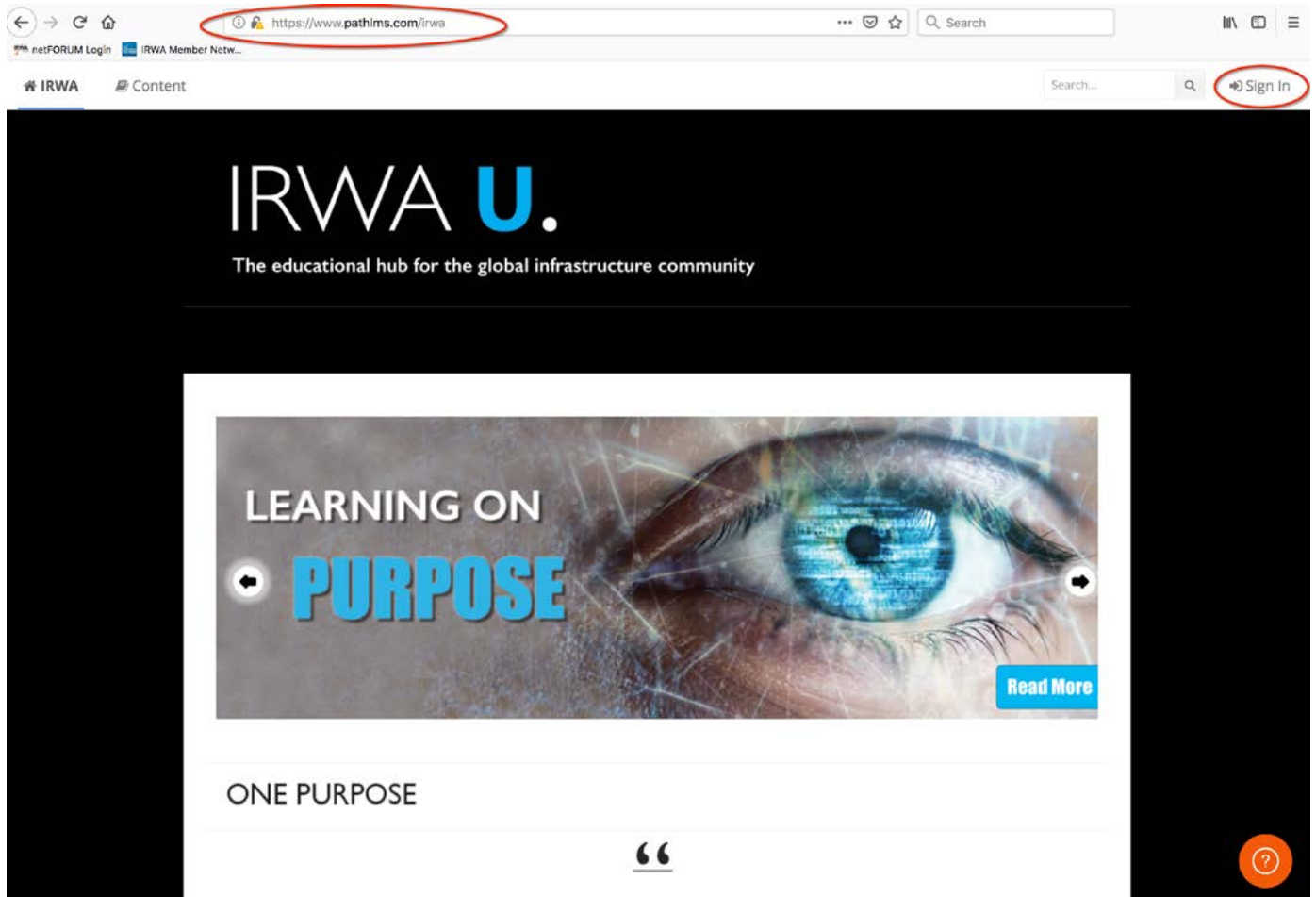


SOP on How to Access an Online Class on the NEW IRWA University

1. Go to <https://www.pathlms.com/irwa>
2. Click “Sign In” at the top right-hand corner of your screen.



3. Type in your email address and password associated with your IRWA account before clicking on "Login."

netFORUM Login IRWA Member Netw...

https://eweb.irwaonline.org/eWeb/DynamicPage.aspx?WebCode=LoginRequired&Site=IRWA

Search

IRWA
BUILDING A BETTER WORLD
TOGETHER.

Login Required

The page you are attempting to access requires a log in.

Please provide your information below. If your log in information is displayed below, then you are already logged in. If you are a visitor and do not already have a username and login, please use the [New Visitor Registration](#) to register for the site.

Login

Email Address

Password

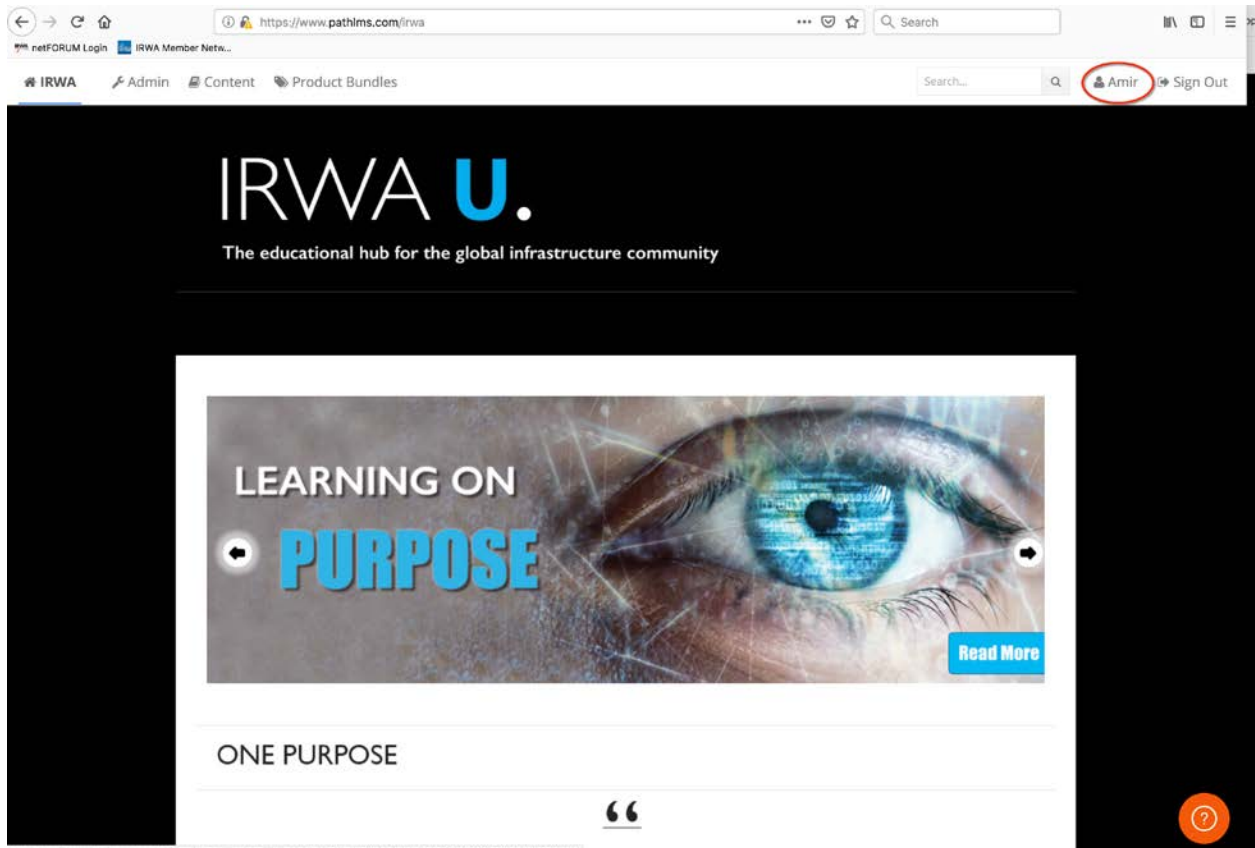
Login

Remember Me

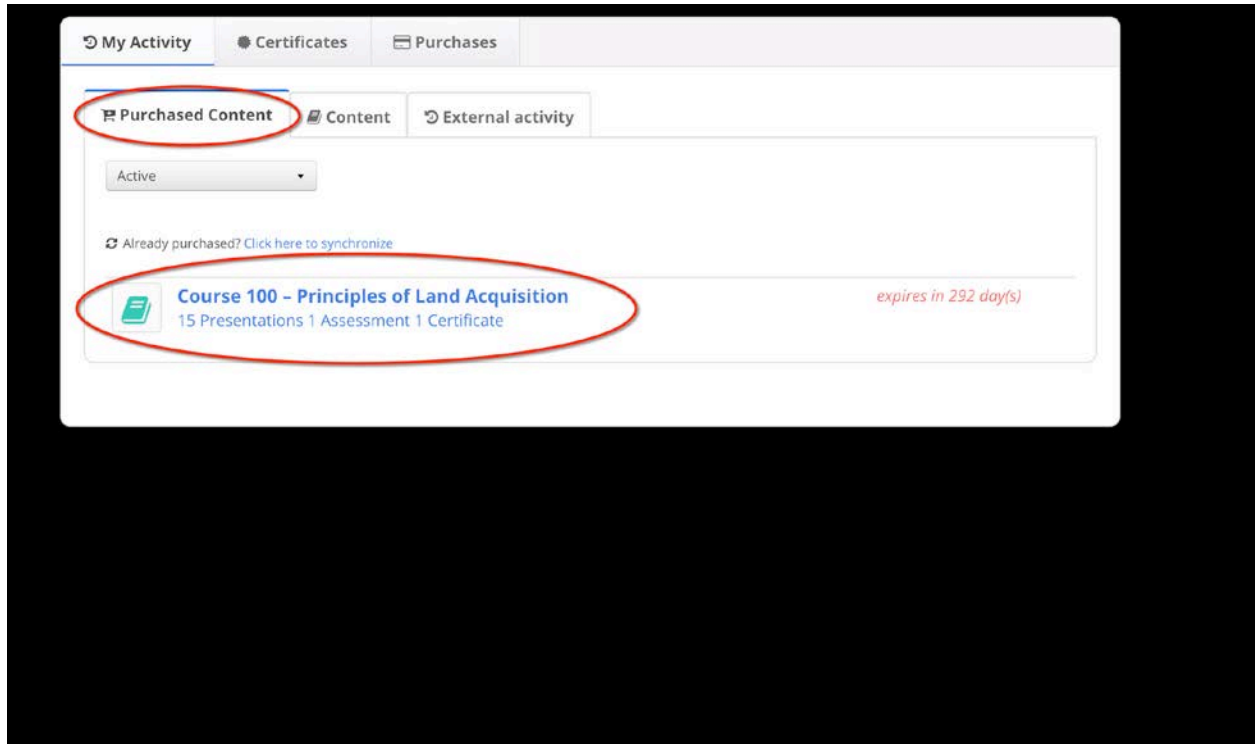
[Forgot Your Password?](#)

19210 South Vermont Avenue, Building A, Suite 100, Gardena, CA 90248 Telephone: (310) 538-0233 Fax: (310) 538-1471 Canadian Toll Free # 888-340-IRWA (4792)
© 2017 International Right of Way Association - All Rights Reserved

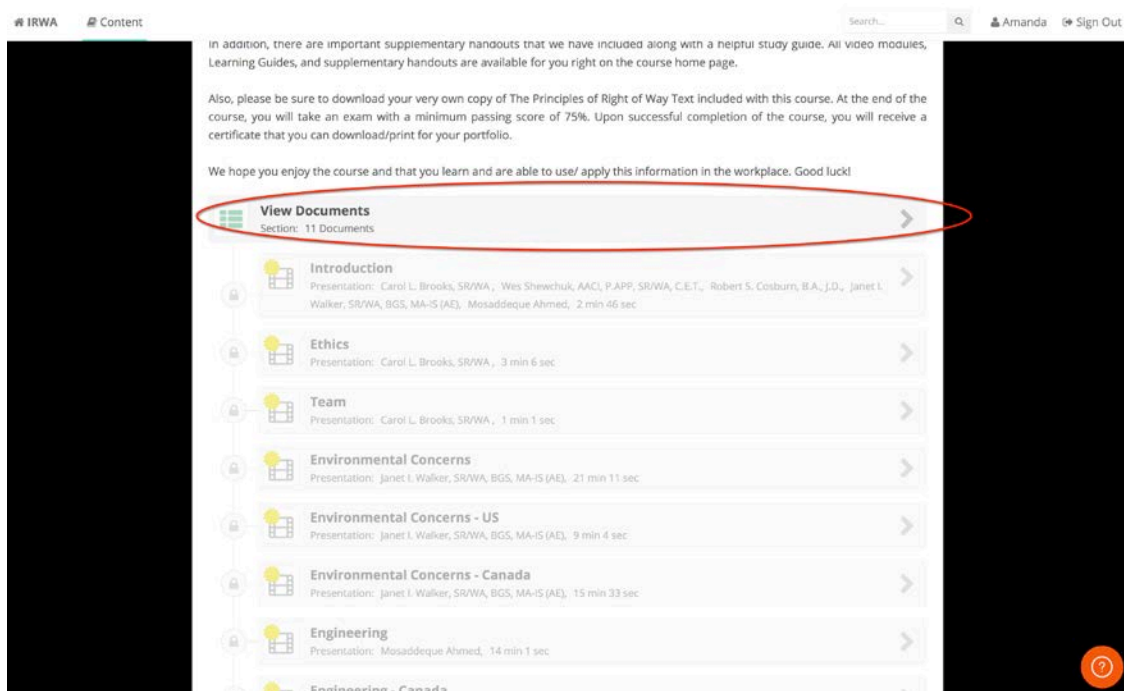
4. You will then be redirected back to the IRWA University homepage where you will need to click on your name at the top right-hand corner of your screen.



5. Below the Purchased Content tab, the link(s) to your purchased class(es) will be displayed. Click on the link to the class you wish to access.



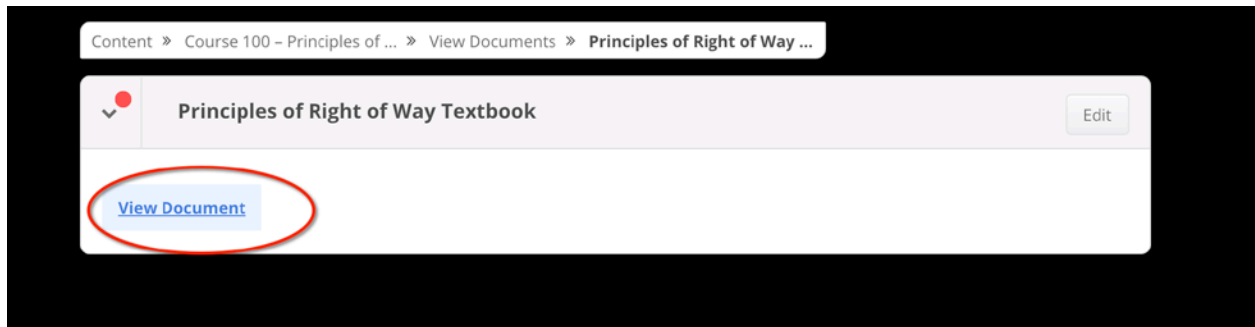
6. You will then be redirected to the course landing page, where you will scroll down and begin at any time by first clicking on "View Documents," to download the materials.



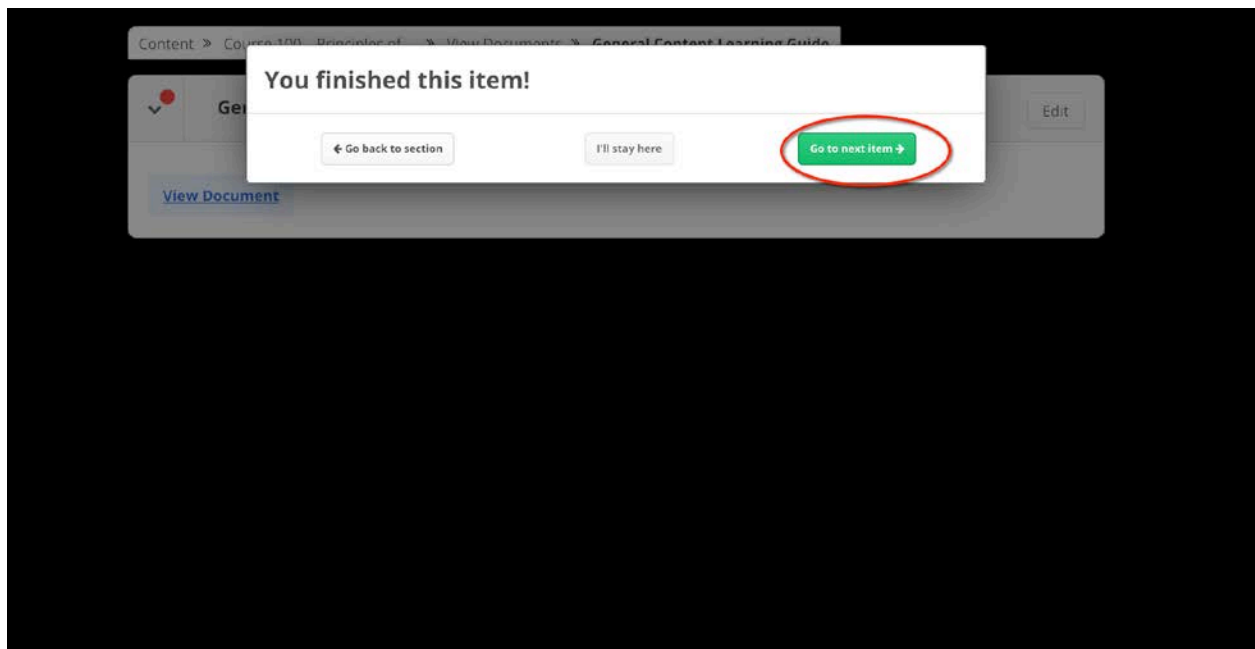
7. Click on the first document tab.

The screenshot shows a web interface for viewing documents. At the top, there is a breadcrumb trail: "Content » Course 100 – Principles of ... » View Documents". Below this is a header area with the title "View Documents" and an "Edit" button. A row of icons represents different document types: LINK, DOCUMENT, PRESENTATION, SCORM, ASSIGNMENT, ASSESSMENT, CERTIFICATE, SURVEY, and LIVE EVENT. Below the icons is a list of document tabs. The first tab, "General Content Learning Guide", is highlighted with a red circle. Each tab includes a document icon, the title, the text "Document: View Document", and a right-pointing arrow. Other tabs include "The Canada Learning Guide", "Spanish Language Version", "Environmental Concerns in Australia/New Zealand", "Engineering & Surveying in Australia/New Zealand", "Valuation/Appraisal in Australia/New Zealand", "Property Law Concepts in Australia/New Zealand", "U.S. Law Relocation Supplement", "The Study Guide", "Three Views Engineering Page", and "Principles of Right of Way Textbook".

8. Then, click on “View Document.”




9. From there, click on “Go to next item.” Do this for each of the corresponding material links until you get to the video presentation.



10. Click on the play button to begin the video presentation for the class.


Content » Course 100 - Principles of ... » Introduction


Introduction View Report Edit



Overview Resources

CONTRIBUTORS

 **Carol L. Brooks, SR/WA**
Carol L. Brooks, SR/WA is owner of Cornerstone Management Skills. She is an internationally recognized author and lecturer on conflict management, interpersonally skills and success strategies. She entered the right-of-way profession in 1989. Her expertise includes easement and land acquisition, negotiations, easement valuation, permitting, easement law, project management, and eminent domain support. Brooks authored four articles on "The Art of Successful Negotiations" for which she was awarded the International Right of Way Association's Mark A. Green Award, 2000. She is a Master Facilitator for the IRWA and has served in leadership for international, regional and local levels of the association. Brooks has received the 1999/2004 Professional of Year, Chapter 11 and 1999 Frank C. Balfour Professional of the Year Finalist. Since 2010, she has authored a column in ROW entitled, "Back to Basics" and, since 2004, a member of the ROW Editorial Board. She graduated from the University of Redlands, receiving a Bachelor's Degree in Business Administration and Management with Distinction and a Fellow of the Leadership Society of Alfred North Whitehead Center for Lifelong Learning.

 **Wes Shewchuk, AACI, P.APP, SR/WA, C.E.T.**
Wes Shewchuk, AACI, P.APP, SR/WA, C.E.T. managed the Appraisals and Acquisitions department for Land Management Services until December 2001. As manager Wes's responsibilities included overseeing the valuation of lands required for rights-of-way as well as all related damages involving rural, urban, residential, commercial and industrial properties in Manitoba. This also included an acquisition component involving negotiations with landowners. Other areas include property tax assessment reviews and/or appeals; expert testimony and easement acquisition/valuation. Currently Wes resides in Brandon Manitoba and is President of Shewchuk Land Services Ltd., providing clients with appraisal and consultant services. Wes has 25 years of experience in real estate appraisal/negotiations and consulting business. Prior to entering the right-of-way profession Wes worked for 12 years as a Civil Engineering Technologist. His experience included supervising the design, manufacture and placement of concrete on hydroelectric projects in Northern Manitoba; overseeing the construction of housing projects on behalf of the client and performing survey work on road construction. Wes is a Senior Member (SR/WA) with the International Right-Of-Way Association; Certified Member (C.E.T.) with the Certified Technicians and Technologists Association of Manitoba Inc. and an Accredited Appraiser (AACI) with the Appraisal Institute of Canada. Over the pass 20 years Wes has taught courses for the International Right of Way Association; Appraisal Institute of Canada; and the Manitoba Real Estate Association.